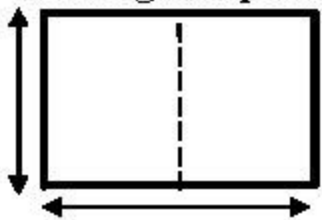


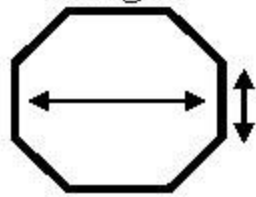
DEALER / CUSTOMER NAME \_\_\_\_\_  
 ADDRESS \_\_\_\_\_  
 CITY, STATE, ZIP \_\_\_\_\_  
 PHONE \_\_\_\_\_ CONTACT \_\_\_\_\_  
 P.O. # \_\_\_\_\_ DATE \_\_\_\_\_

Spa Cover dimensions must be in inches. Measure the widest points for the outside length and width. Indicate which side is folded in half on the diagram below. The "customer" is responsible for all dimensions. Please call us if you need help measuring the spa.

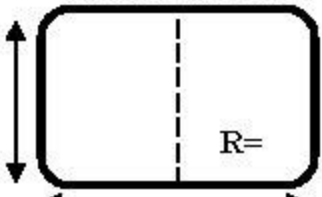
**Rectangle / Square**



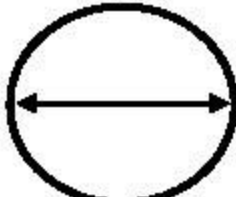
**Octagon**



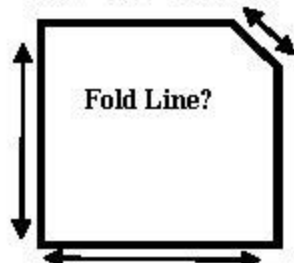
**Radius Corners**



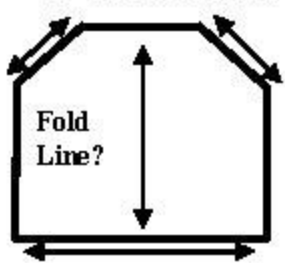
**Circle**



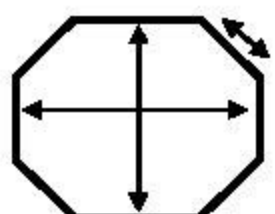
**One Cut Corner**



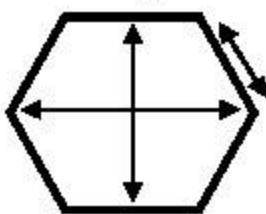
**2 Cut Corners**



**4 Cut Corner**



**Hexagon**



**I authorize the cover to be made to these specifications.**

\_\_\_\_\_  
 Customer Signature

**Spa Cover Type**

- 2"-4" Taper 2lb. - Standard
- 3"-5" Taper 2lb. - Upgrade
- Child Safety
- Sumo Safety
- Quad
- Other \_\_\_\_\_

**Outside dimensions in inches**

Length \_\_\_\_\_  
 Width \_\_\_\_\_

**Please double check corners**

- Square - 90 Degrees
- Radius \_\_\_\_\_
- Cut Corner \_\_\_\_\_

**Skirt/Flap Size**

- Standard 4"
- Other \_\_\_\_\_
- Split

**Straps with Locks**

- 2 straps
- 4 straps
- No straps

**Make and Model of Spa**

\_\_\_\_\_

**Type of Spa**

- Portable
- In-ground Acrylic
- In-ground Gunitite

**Double Wrap Inner Plastic?**

- Yes - Upgrade
- No

**17 COLORS**

*Circle One*

- ALMOND
- TAN
- TAUPE
- BROWN
- REDWOOD
- COFFEE
- TROPICAL BLUE
- INDIGO
- NAVY BLUE
- BURGUNDY
- LIGHT GRAY
- GRANITE
- CHARCOAL
- TEAL
- FOREST GREEN
- BLACK
- WHITE

**Radius Corners**

- 1) Use two rulers to extend the sides of your spa to a point where the sides would have met (Point B) if the corner had been square.
  - 2) Points A & C are where the curve ends on the spa.
  - 3) The radius is the distance in inches from "B to A" or "B to C" whichever is SMALLER.
- OR - Trace the outside curve and fax it to us.

